



# SPED MS

# Grades 4-6

Hazelton (14) - Wulff  
Harrison (14) - Holman  
District Office (15)


**WEEK #2**



there



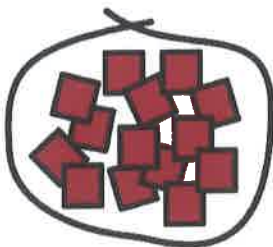
bed




her




can



die




too



\_\_\_\_\_



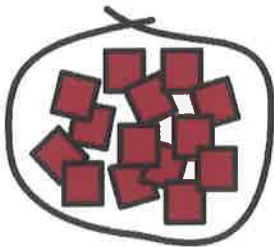
\_\_\_\_\_




\_\_\_\_\_



\_\_\_\_\_




\_\_\_\_\_

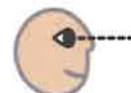



\_\_\_\_\_

1. The girl is in  room.



2. It is  dark to see.



3. The lights are



=



off.



4. How



she



find




her




blanket ?



5. The blanket is over



6. It is at the bottom of her



1. What word starts like buzz ?



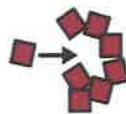
And It The  
**WORD**  
Up

A large, empty rectangular box with a thin grey border, intended for the student to write their answer.

2. What word rhymes with hair ?



And It The  
**WORD**  
Up

A large, empty rectangular box with a thin grey border, intended for the student to write their answer.

3. What word starts like hum ?



And It The  
**WORD**  
Up



4. What word starts like cop ?



And It The  
**WORD**  
Up

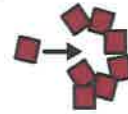




5. What word rhymes with blue ?



And It The  
**WORD**  
Up



?

6. What word ends like ball ?



And It The  
**WORD**  
Up





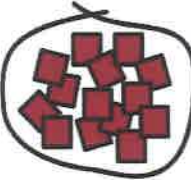
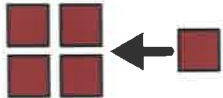




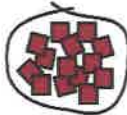



?





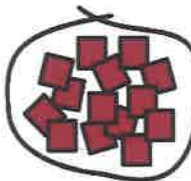









For hands-on instruction, print, cut out and laminate.

### Fill-In

|  |  |  |  |  |  |
|--|--|--|--|--|--|
| there<br> | bed<br> | her<br> | can<br> | all<br> | too<br> |
| there<br> | bed<br> | her<br> | can<br>   | all<br> | too<br> |
| there  | bed  | her  | can  | all  | too  |

### Word Study

|  |  |  |   |  |  |
|--|--|--|---|--|--|
| there<br>  | bed<br>  | her<br>  | can<br> | all<br>  | too<br>  |
| there<br> | bed<br> | her<br> | can<br>  | all<br> | too<br> |
| there  | bed  | her  | can   | all  | too  |

# High-Frequency Spelling List 2

now

that

through

hear

with


sleep

# High-Frequency Spelling List 2

now




that



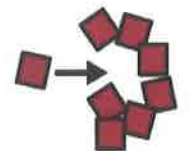
through



hear



with



sleep

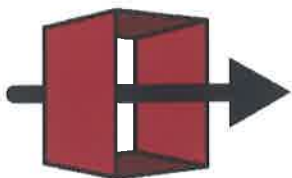





now



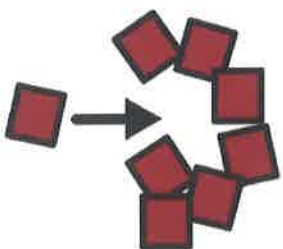
that




through



near




with



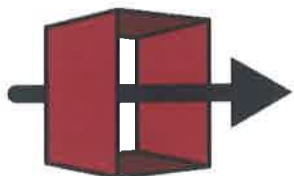
sleep




\_\_\_\_\_



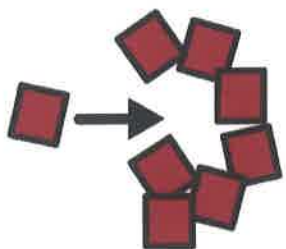
\_\_\_\_\_




\_\_\_\_\_



\_\_\_\_\_



\_\_\_\_\_



\_\_\_\_\_

ice



ivy



idea



iron



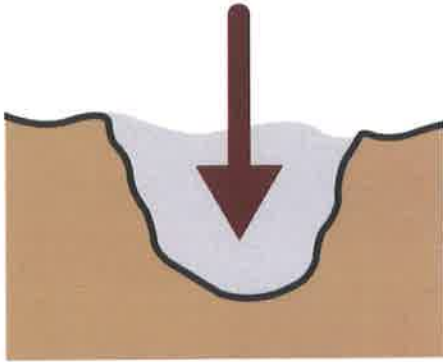
door




dime



deep



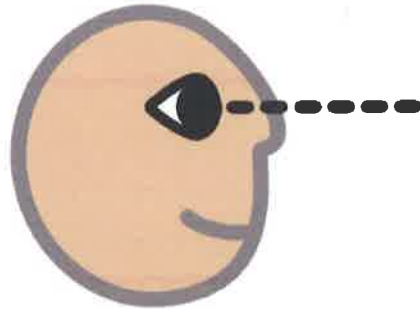
dark



sink



see



saw




sound



game



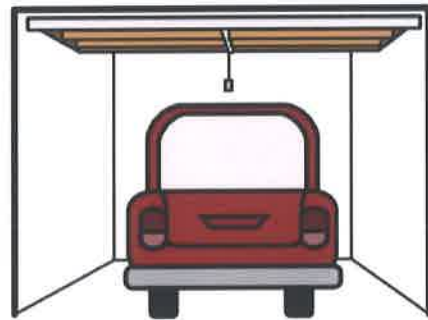
gas




guitar



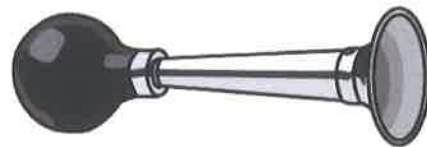
garage



hill




horn






hear




help



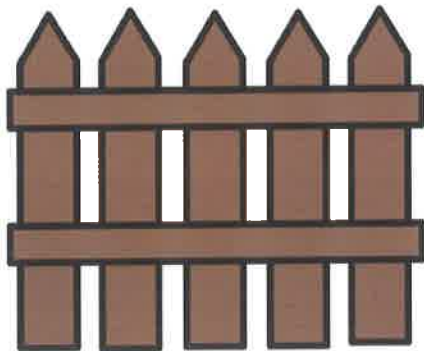
fire




food




fence



full



thin



thumb



thick






thunder



i i





icicle




Dd







dog




Ss






Sun



Gg







goat




Hh



house



Ff



fish







Th







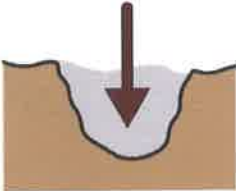


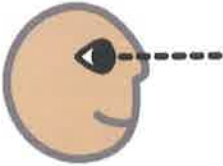







think





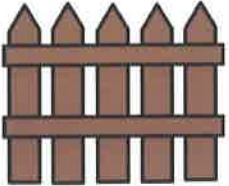






For hands-on instruction, print, cut out and laminate.

|   |  |   |
|---|--|---|
| <p>ice</p>     | <p>ivy</p>    | <p>idea</p>      |
| <p>iron</p>    | <p>door</p>   | <p>dime</p>      |
| <p>deep</p>  | <p>dark</p>  | <p>sink</p>     |
| <p>see</p>   | <p>saw</p>  | <p>sound</p>   |
| <p>game</p>  | <p>gas</p>  | <p>guitar</p>  |











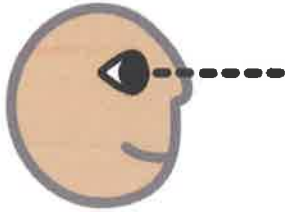
For hands-on instruction, print, cut out and laminate.

|  |  |  |
|--|--|--|
| <p>garage</p>     | <p>hill</p>     | <p>horn</p>     |
| <p>hear</p>       | <p>help</p>     | <p>fire</p>     |
| <p>food</p>     | <p>fence</p>  | <p>full</p>   |
| <p>thin</p>     | <p>thumb</p>  | <p>thick</p>  |
| <p>thunder</p>  |  |  |

# Vocabulary

**B I N G O**




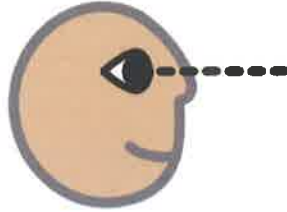







|  |  |   |
|--|--|---|
| <p>ears</p>     | <p>dark</p>                               | <p>energy</p>  |
| <p>eyes</p>   | <p><b>Free</b></p>  <p><b>Space</b></p> | <p>hear</p>  |
| <p>light</p>  | <p>ray</p>                              | <p>see</p>   |

# Vocabulary

**B I N G O**



|   |  |  |
|---|--|--|
| <p>sound</p>   | <p>vibrate</p>                            | <p>wave</p>     |
| <p>see</p>   | <p><b>Free</b></p>  <p><b>Space</b></p> | <p>dark</p>   |
| <p>hear</p>  | <p>eyes</p>                             | <p>light</p>  |

yes



# Vocabulary

# B I N G O



no




|                         |                |              |               |               |              |
|-------------------------|----------------|--------------|---------------|---------------|--------------|
| <p>What is it?</p>      | <p>hear</p>    | <p>dark</p>  | <p>ears</p>   | <p>energy</p> | <p>eyes</p>  |
| <p>Please repeat.</p>   | <p>see</p>     | <p>there</p> | <p>light</p>  | <p>ray</p>    | <p>sound</p> |
| <p>I have it.</p>       | <p>vibrate</p> | <p>all</p>   | <p>source</p> | <p>wave</p>   | <p>bed</p>   |
| <p>I don't have it.</p> | <p>can</p>     | <p>too</p>   | <p>her</p>    | <p>you</p>    |              |
| <p>BINGO!</p>           | <p>sleep</p>   | <p>now</p>   |               |               |              |
| <p>Free<br/>Space</p>   |                |              |               |               |              |


|                |             |            |
|----------------|-------------|------------|
| <p>through</p> | <p>with</p> | <p>off</p> |
|----------------|-------------|------------|



dark




ears




energy




eyes



hear




light



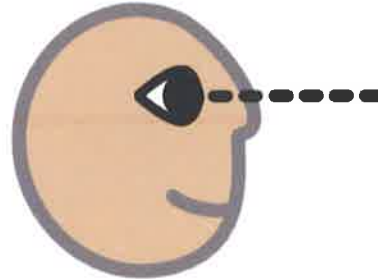


For hands-on instruction, print, cut out and laminate.

ray



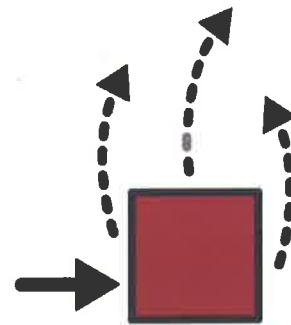
see




sound



source



vibrate




wave





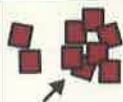

Emily hears 9 violins. Count 9 violins.

Emily



Chris hears 9 violins. Count 9 violins.

Chris



Who hears more?

Emily

Chris

same



Who hears less?

Emily


Chris

same



Emily hears bells. How many bells does Emily hear?

Emily



10

11

19

Chris hears drums. How many drums does Chris hear?

Chris



12

14

16



Number Sense 7  
How Many? 11 - 20

Name: \_\_\_\_\_

How many?



How many?



How many?



How many?



|    |    |    |    |    |
|----|----|----|----|----|
| 11 | 12 | 13 | 14 | 15 |
| 16 | 17 | 18 | 19 | 20 |

Emily hears 5 trumpets.



Chris hears 5 trumpets.



How many altogether?


Emily hears 3 violins.





Chris hears 2 violins.




How many altogether?



+



+



Emily hears 8 drums.




Chris hears 1 drum.



How many altogether?



+



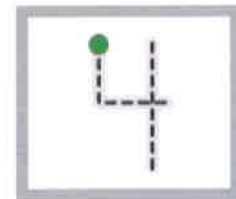
Emily hears 4 bells.



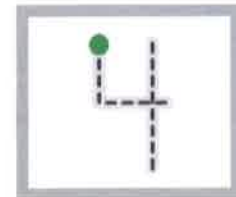
Chris hears 4 bells.



How many altogether?



+




Emily hears 7 guitars.



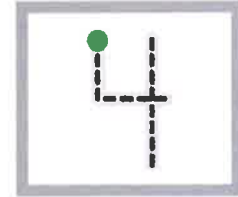
Chris hears 4 guitars.



How many altogether?




+



Emily hears 6 bells.



Chris hears 8 bells.



How many altogether?












+











Finish the Pattern  
What comes next?







Name: \_\_\_\_\_

|   |   |   |   |   |  |
|---|---|---|---|---|--|
|  |  |  |  |  |  |
|---|---|---|---|---|--|

|   |   |   |   |  |  |
|---|---|---|---|--|--|
|  |  |  |  |  |  |
|---|---|---|---|--|--|

|  |  |  |  |  |  |
|--|--|--|--|--|--|
|  |  |  |  |  |  |
|--|--|--|--|--|--|

|   |   |   |   |  |  |
|---|---|---|---|--|--|
|  |  |  |  |  |  |
|---|---|---|---|--|--|

|   |   |   |   |   |   |
|---|---|---|---|---|---|
|  |  |  |  |  |  |
|---|---|---|---|---|---|